



RCV Experiment - 3rd CD Slate

Official Results

Rufus Gifford is the winner after counting 26 ballots using Instant Runoff Voting. Rufus Gifford had 60% of the votes in the final round. [nk – Annotations by Nancy K; the rest is part of the OpaVote report.]

Method:

Instant Runoff Voting

Recount

Method:

(See [here](#) for our recommendations.)

Instant Runoff Voting

Candidate elimination: Zero

Tie breaking: Backward

Recount Ballots

Counting ballots using Instant Runoff Voting. There are 10 candidates competing for 1 seat. The number of ballots is 26 and there were 26 valid ballots and 0 empty ballots.

Method Options:

- Candidate Elimination – Zero [nk: I think this is an encoding that means “eliminate all candidates without a 1st place vote first, and thereafter eliminate one each round.”]
- Weak Tie Breaking – Backward [nk: This tie break is used when multiple candidates are tied for elimination. “Back” means going back to see which had the fewest 1st place votes to begin with. If they are still tied the selection is random.]

The bar charts below show the vote counts for each candidate in each round. Place the mouse over a bar to see the number of votes.

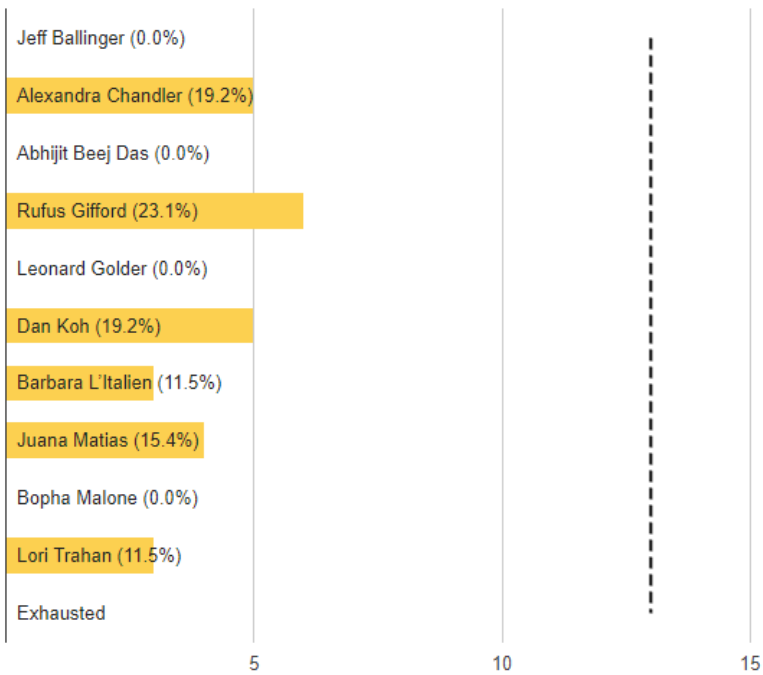
- Yellow — Votes carried over from the previous round.
- Green — Votes received in this round.
- Red — Votes transferred away in this round.

A candidate's votes in a round is the sum of the yellow and green bars. Since the green and red bars represent votes being transferred, the sum of the green and red bars is the same.

The exhausted bar represents votes where the voter did not indicate a next preference and thus there were no candidates to transfer the vote to.

Round 2

[\(prev\)](#) [\(next\)](#)

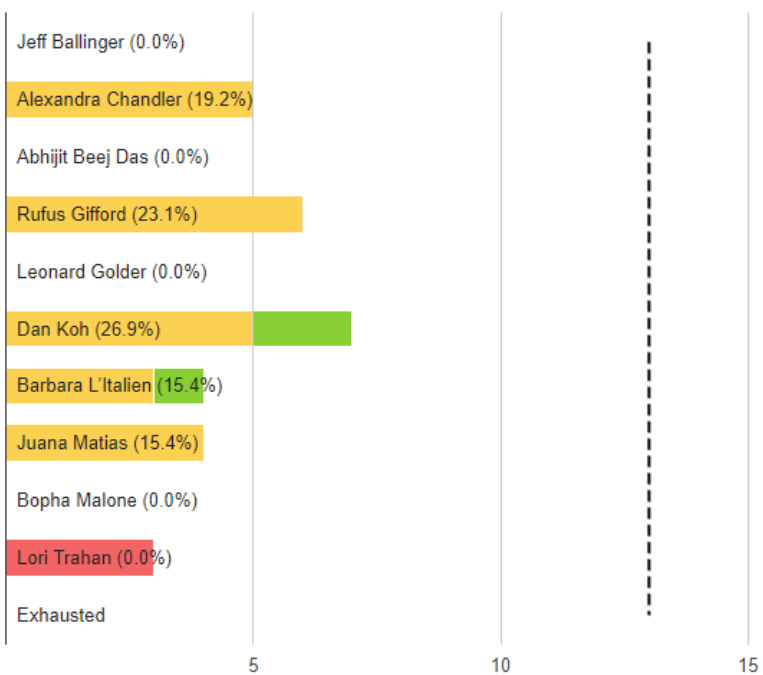


Round 1 is just the vote counts as they came in and looks exactly like Round 2.

Count after eliminating Jeff Ballinger, Abhijit Beej Das, Leonard Golder, and Bopha Malone and transferring votes. Since this is the first elimination round, all candidates without any votes are eliminated.

Round 3

[\(prev\)](#) [\(next\)](#)



Exactly how were Lori's three 1st place votes analyzed?

Ballot: Lori 1st, **Barbara** 2nd

Ballot: Lori 1st, **Koh** 2nd, Rufus 2^{3rd}

Ballot: Lori 1st, Bopha 2nd, Beej 3rd, **Koh** 4th

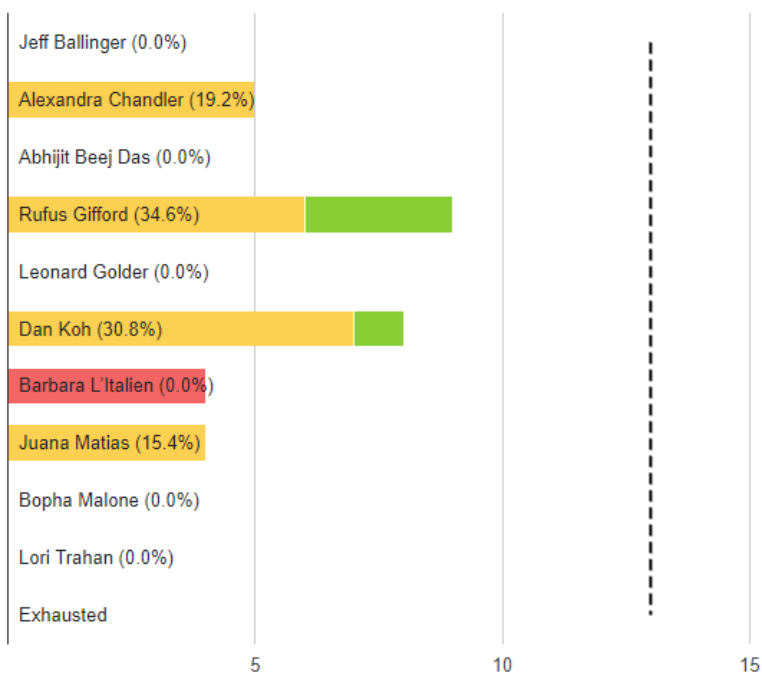
The highest ranked choice after the 1st who is still in the running, is chosen to forward to survivor. The bolded after-1st choices above were chosen to redistribute. Bopha and Beej were not eligible because they had been eliminated.

Note that this round would have looked different if Barbara had been eliminated because her lower ranked choices were different. With lots of voters, there should be few ties.

Count after eliminating Lori Trahan and transferring votes. Candidates Barbara L'Italien and Lori Trahan were tied when choosing candidates to eliminate. Candidate Lori Trahan was chosen by breaking the tie randomly.

Round 4

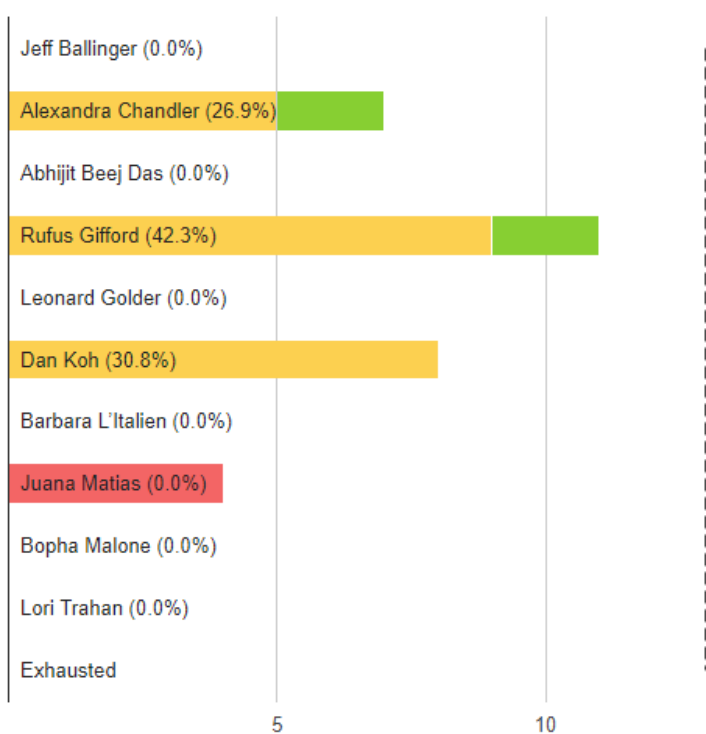
[\(prev\)](#) [\(next\)](#)



Count after eliminating Barbara L'Italien and transferring votes. Candidates Barbara L'Italien and Juana Matias were tied when choosing candidates to eliminate. Candidate Barbara L'Italien was chosen by breaking the tie at round 2.

Round 5

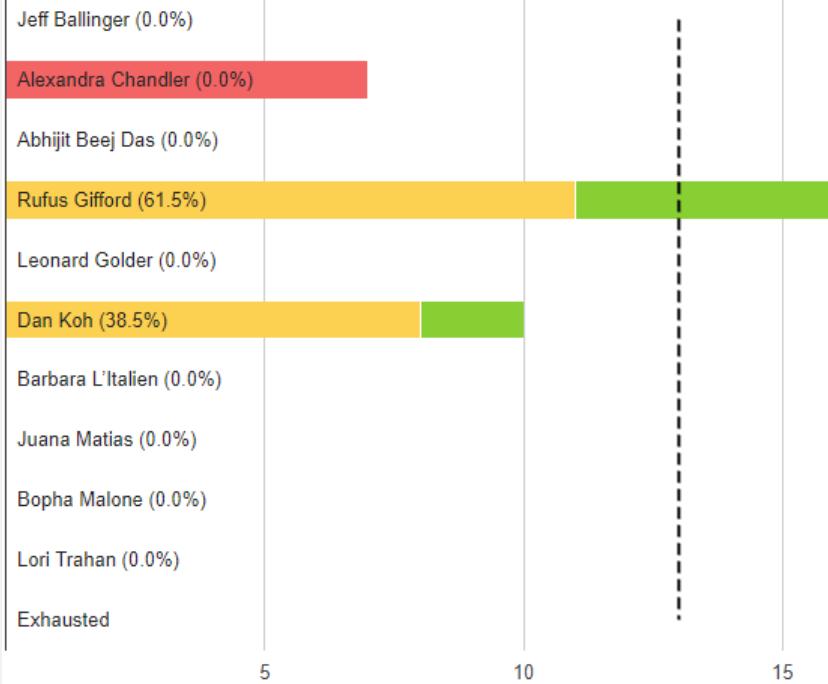
[\(prev\)](#) [\(next\)](#)



Count after eliminating Juana Matias and transferring votes.

Round 6

[\(prev\)](#)



Count after eliminating Alexandra Chandler and transferring votes. Candidate Rufus Gifford is elected.

So, this shows how candidates were gradually eliminated and their lower than 1st place votes were reassigned to the survivors.

The initial gaps among the candidates using a traditional vote, where there was no clear winner, are widened to a range of 0 votes to one person with a majority – all based on voter input.

For our purposes, where we sought an idea of the best supported 3-5 candidates are (in our small sample of 26 interested people) we should look back in rounds 3 – 5. Note that our small number of votes means that in Round 3 Barbara and Lori were equally valid picks to move forward.

Finally, where we are just looking for an idea, and nobody is forcing us to come up with the winner, a good ol' gut check is worthwhile!

NOTE: This experiment was done with the primary candidates for the US House from our district. The results are statistically insignificant and were ONLY for the Carlisle Democratic Town Committee to learn about an RCV poll with a candidate slate that was large with far from a majority winner using a traditional vote.